

# NORWEGIAN SHIPOWNERS' ASSOCIATION

Quarterly report - shipping and mobile offshore activities

**No. 1 - 2021**



Norges  
Rederiforbund  
Norwegian  
Shipowners'  
Association

# NORWEGIAN SHIPOWNERS' ASSOCIATION

## Quarterly report - shipping and mobile offshore activities, no. 1 - 2021

### TABLES

	Page
<b>1. Norwegian-controlled foreign-going fleet</b>	
Norwegian-controlled foreign-going fleet - development	3
Norwegian-controlled foreign-going fleet January 1, 2021	3
Additions/removals - Norwegian-controlled foreign-going fleet	4
Average age of vessels - development	5
<b>2. Mobile offshore units</b>	
Norwegian-controlled mobile offshore units - by activities and flag	6
Norwegian-controlled mobile offshore units - by type January 1, 2021	6
Norwegian-controlled mobile offshore units - by area of operation	7
<b>3. Ships and mobile offshore units on order for Norwegian account</b>	
Ships and mobile offshore units on order - development	8
Ships and mobile offshore units on order January 1, 2021	9

### GRAPHS

1. Norwegian-controlled foreign-going fleet – development	3
2. Additions/removals - Norwegian-controlled foreign-going fleet	4
3. Newbuildings delivered to the Norwegian-controlled foreign-going fleet	4
4. Average age of vessels – development	5
5. Norwegian-controlled mobile offshore units by flag	6
6. Norwegian-controlled mobile offshore units by area of operation	7
7. Ships and mobile offshore units on order – development	8



Norges  
Rederiforbund  
Norwegian  
Shipowners'  
Association

[www.rederi.no](http://www.rederi.no)

Director Amund Drønen Ringdal

Statistician Hanne Kolstad

E-mail: [hk@rederi.no](mailto:hk@rederi.no)

# 1. NORWEGIAN-CONTROLLED FOREIGN-GOING FLEET

## Norwegian-controlled foreign-going fleet - development

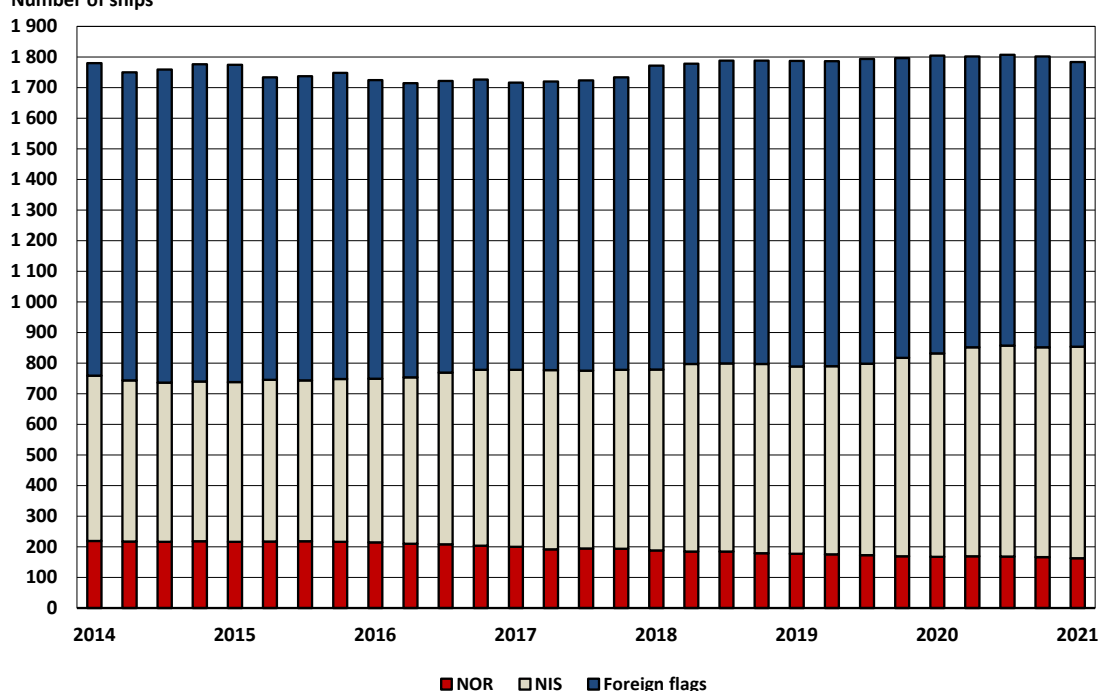
Ships over 100 gt

	Norwegian flag						Foreign flag		Total	
	NOR		NIS <sup>1)</sup>		Total		No Mill.dwt		No Mill.dwt	
January 1	No	Mill.dwt	No	Mill.dwt	No	Mill.dwt	No	Mill.dwt	No	Mill.dwt
2014	219	1.1	540	18.4	759	19.5	1 021	21.1	1 780	40.6
2015	216	1.0	522	17.3	738	18.3	1 036	21.7	1 774	40.0
2016	214	1.0	535	17.9	749	18.9	975	21.8	1 724	40.7
2017	200	1.0	578	19.5	778	20.5	938	22.9	1 716	43.4
2018	188	1.0	591	19.4	778	20.4	992	25.4	1 771	45.8
2019	177	0.9	612	19.6	789	20.5	998	26.5	1 787	47.0
2020	167	0.9	664	21.0	831	21.9	973	28.1	1 804	50.0
2021	162	0.9	691	22.5	853	23.4	930	27.2	1 783	51.1

<sup>1)</sup> Including 46 foreign-owned vessels of 1.2 mill dwt.

## Norwegian-controlled foreign-going fleet - development

Number of ships



## Norwegian-controlled foreign-going fleet January 1, 2021

Ships over 100 gt

	Norwegian flag						Foreign flags		Total	
	NOR		NIS <sup>1)</sup>		Total		No 1000 dwt		No 1000 dwt	
	No	1000 dwt	No	1000 dwt	No	1000 dwt	No	1000 dwt	No	1000 dwt
Passenger vessels/ferries <sup>2)</sup>	6	(268)	11	(345)	17	(613)	9	(282)	26	(895)
Gas tankers	0	0	57	2 599	57	2 599	77	4 917	134	7 516
Chemical tankers	1	8	120	3 637	121	3 645	131	3 014	252	6 659
Shuttle-/storage tankers	2	269	23	2 824	25	3 093	41	5 143	66	8 236
Other oil tankers	1	1	39	4 800	40	4 801	39	6 076	79	10 877
Combined carriers	0	0	5	467	5	467	11	864	16	1 331
Bulk carriers	0	0	73	4 197	73	4 197	40	1 944	113	6 141
Other dry cargo vessels	5	9	177	3 054	182	3 063	358	4 745	540	7 808
Offshore service	147	615	186	934	333	1 549	224	1 009	557	2 558
<b>Total</b>	<b>162</b>	<b>902</b>	<b>691</b>	<b>22 512</b>	<b>853</b>	<b>23 414</b>	<b>930</b>	<b>27 712</b>	<b>1 783</b>	<b>51 126</b>

<sup>1)</sup> Including 46 foreign-owned vessels of 1.2 mill dwt.

<sup>2)</sup> Tonnage by 1000 gt.

# NORWEGIAN-CONTROLLED FOREIGN-GOING FLEET

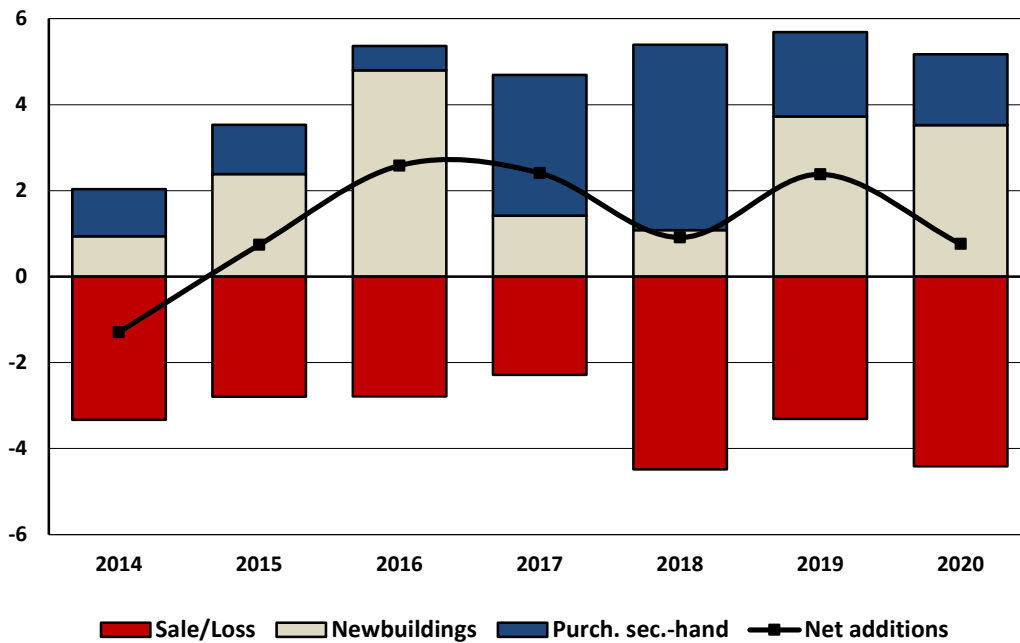
## Additions/removals - Norwegian-controlled foreign-going fleet

Ships over 100 gt

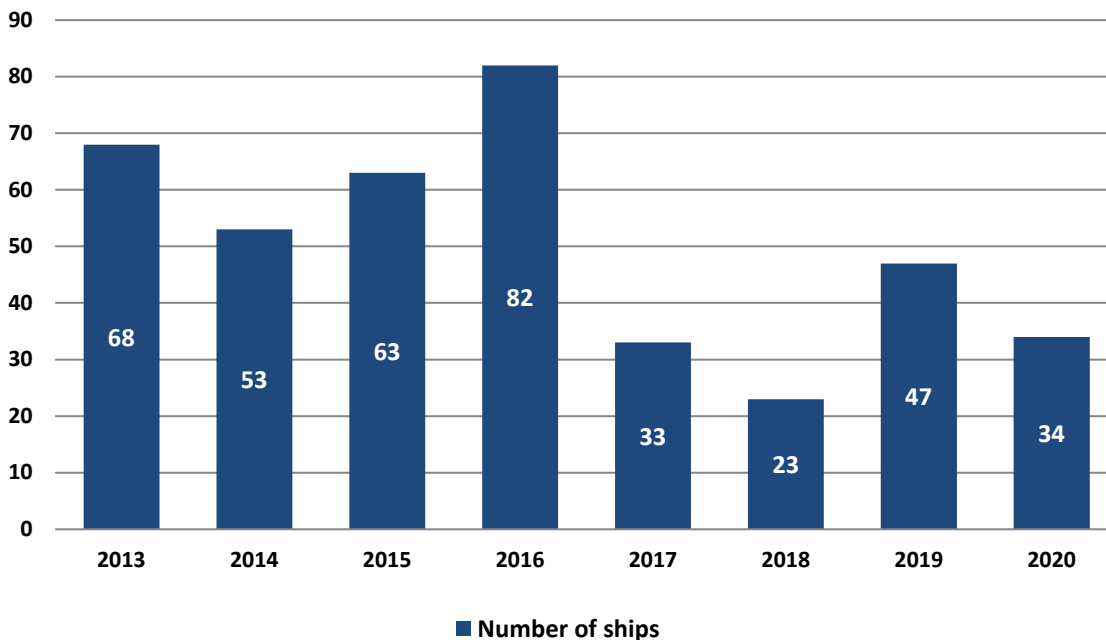
	Newbuildings		Sec. hand purchase		Total additions		Sale/loss	
	No	1 000 dwt	No	1 000 dwt	No	1 000 dwt	No	1 000 dwt
2014 total	53	939	44	1 095	97	2 034	107	3 302
2015 total	63	2 383	54	1 149	117	3 532	158	2 797
2016 total	82	4 767	27	572	109	5 339	119	2 788
2017 total	33	1 419	114	3 274	147	4 693	104	2 287
2018 total	23	1 085	119	4 309	142	5 394	130	4 487
2019 total	47	3 725	59	1 962	106	5 687	98	3 309
2020 total	34	3 523	45	1 646	79	5 169	113	4 413

## Additions/removals - Norwegian-controlled foreign-going fleet

Mill. dwt



## Newbuildings delivered to the Norwegian-controlled foreign-going fleet

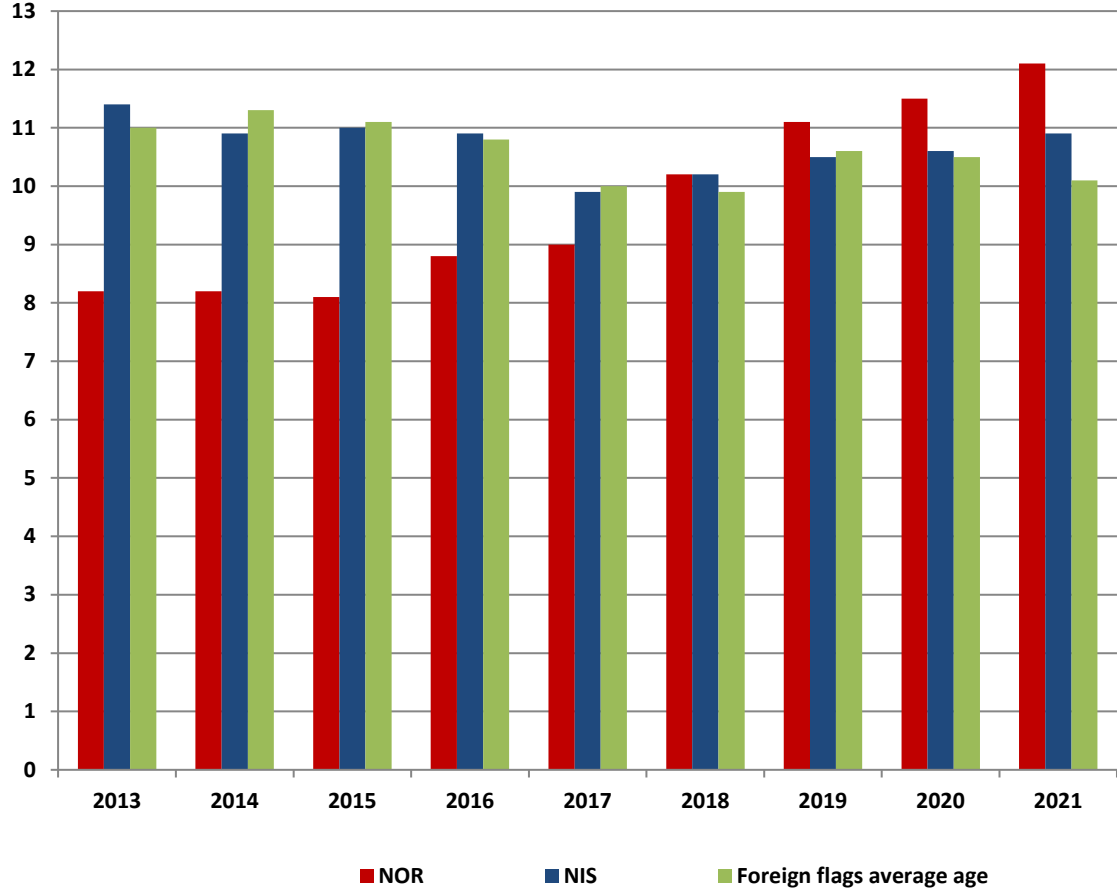


# NORWEGIAN-CONTROLLED FOREIGN-GOING FLEET

**Average age of vessels – Norwegian-controlled foreign-going fleet**  
**Weighted by gt**

January 1	Norwegian flag			Foreign flags	Total
	NOR	NIS	Total		
2014	8.2	10.9	10.6	11.3	11.0
2015	8.1	11.0	10.6	11.1	11.0
2016	8.8	10.9	10.7	10.8	10.7
2017	9.0	9.9	9.8	10.0	9.9
2018	10.2	10.2	10.2	9.9	10.0
2019	11.1	10.5	10.5	10.6	10.6
2020	11.5	10.6	10.7	10.5	10.6
2021	12.1	10.9	11.0	10.1	10.4

**Average age of vessels – development**

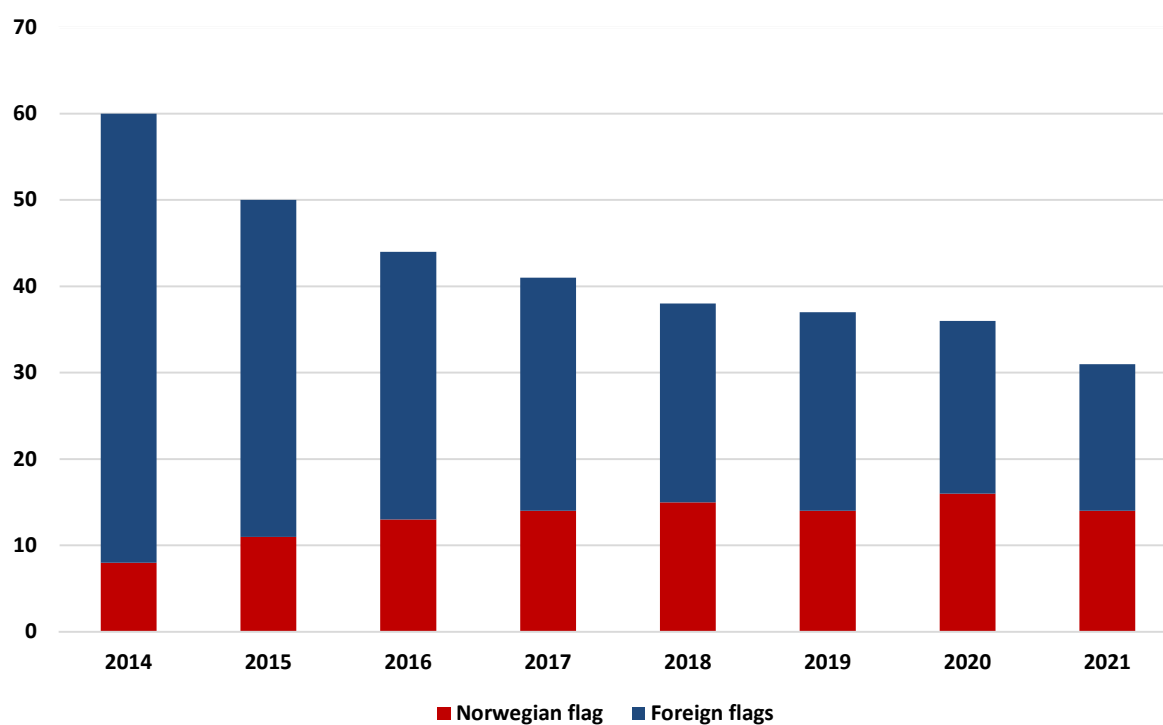


## 2. NORWEGIAN-CONTROLLED MOBILE OFFSHORE UNITS

### Norwegian-controlled mobile offshore units - by activity and flag

January 1	Drilling activity etc.		Accommodation activity		Total
	Norw. Flag	Foreign flag	Norw. flag	Foreign flags	
2013	10	48	-	5	63
2014	8	47	-	5	60
2015	11	34	-	5	50
2016	13	26	-	5	44
2017	14	21	-	6	41
2018	15	19	-	4	38
2019	14	19	-	4	37
2020	16	17	-	3	36
2021	14	14	-	3	31

### Norwegian-controlled mobile offshore units - by flag



### Norwegian-controlled mobile offshore units - by type January 1, 2021

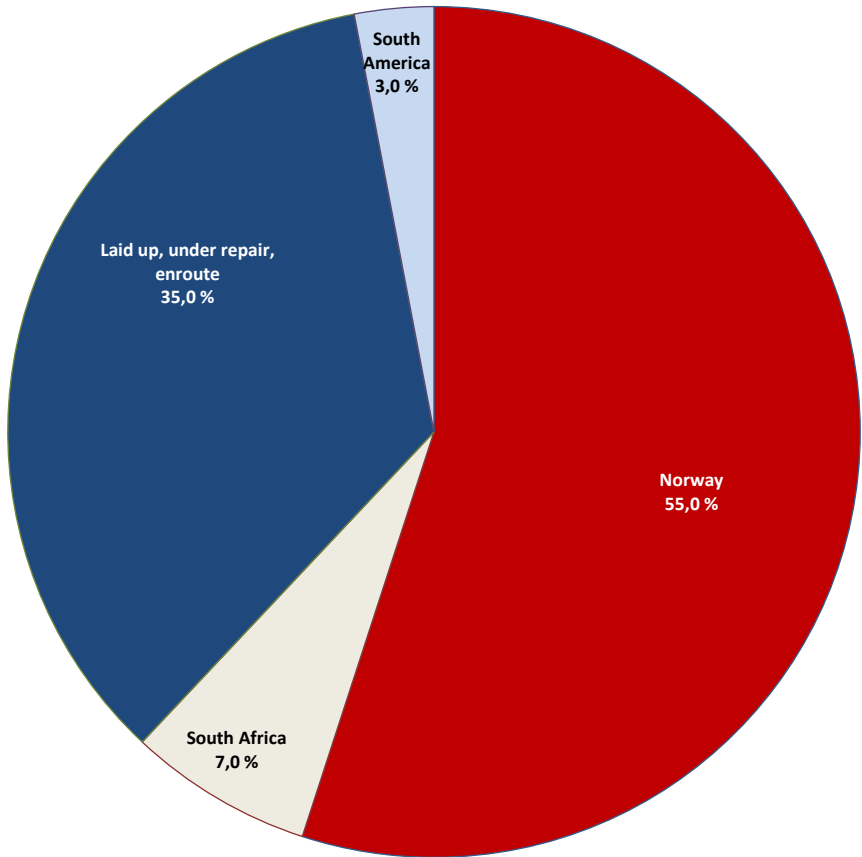
	Drilling activity etc.	Accommodation activity	Total
Semi-submersibles	18	1	19
Jack-ups	4	2	6
Drill ships/ships	1	-	1
Floating production units	5	-	5
<b>Total</b>	<b>28</b>	<b>3</b>	<b>31</b>

# NORWEGIAN-CONTROLLED MOBILE OFFSHORE UNITS

## Norwegian-controlled mobile offshore units by area of operation January 1, 2021

Area of operation	Norwegian flag	Foreign flag	Total	Share of total
	No	No		
Norway	12	5	17	55 %
South Africa	0	2	2	7 %
South America	0	1	1	3 %
<b>Total active units</b>	<b>12</b>	<b>8</b>	<b>20</b>	<b>65 %</b>
Laid up, under repair, enroute	2	9	11	35 %
<b>Total</b>	<b>14</b>	<b>17</b>	<b>31</b>	<b>100 %</b>

## Norwegian-controlled mobile offshore units by area of operation



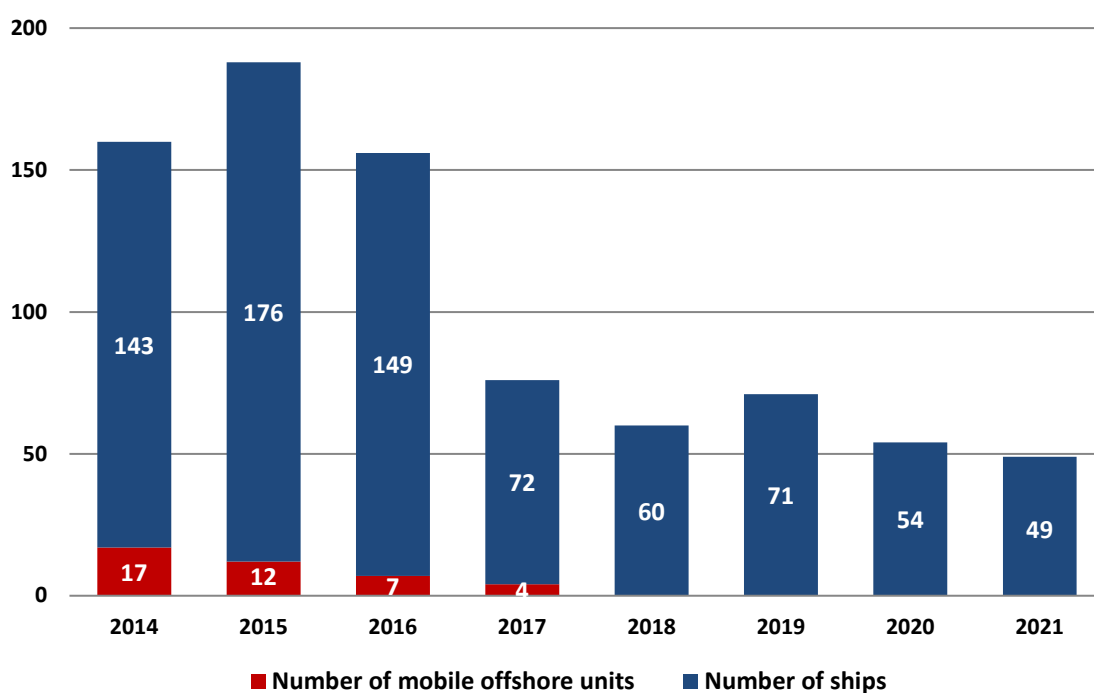
### 3. SHIPS AND MOBILE OFFSHORE UNITS ON ORDER FOR THE NORWEGIAN-CONTROLLED FOREIGN-GOING FLEET

#### Development in ships and mobile offshore units on order

Ships over 100 gt

January 1	Ships				Mobile offshore units		
	No	1 000 dwt	Bill. NKr	Bill. USD	No	Bill. NKr	Bill. USD
2014	143	3 948	74.7	12.2	17	53.5	8.7
2015	176	7 390	93.0	12.4	12	52.5	7.0
2016	149	7 169	85.4	9.7	7	29.0	3.3
2017	72	2 841	39.0	4.5	4	15.6	1.8
2018	60	2 163	32.9	4.0	-	-	-
2019	71	6 635	45.8	5.3	-	-	-
2020	54	4 754	42.3	4.8	-	-	-
2021	49	3 081	42.5	5.0	-	-	-

#### Development in number of ships and mobile offshore units on order





# SHIPS AND MOBILE OFFSHORE UNITS ON ORDER FOR THE NORWEGIAN-CONTROLLED FOREIGN-GOING FLEET

## Ships and mobile offshore units on order January 1, 2021

### By type

Ships	Norwegian flag		Foreign flag		Total	
	No	1 000 dwt	No	1 000 dwt	No	1 000 dwt
Passenger vessels	-	-	1	-	1	-
Gas tankers	8	768	6	407	14	1 175
Chemical tankers	2	35	0	0	2	35
Shuttle tankers	6	768	2	302	8	1 070
Oil tankers	0	0	2	220	2	220
Combined carriers	0	0	3	251	3	251
Bulk carriers	0	0	1	82	1	82
Other dry cargo vessels	8	98	0		8	98
Offshore service vessels	6	132	4	18	10	150
<b>Total ships</b>	<b>30</b>	<b>1 801</b>	<b>19</b>	<b>1 280</b>	<b>49</b>	<b>3 081</b>
<b>Mobile offshore units</b>	-	-	-	-	-	-

### By country of built and year of delivery

Country of built	Norwegian flag		Foreign flag		Total	
	No	1 000 dwt	No	1 000 dwt	No	1 000 dwt
<b>Ships</b>						
South Korea	12	1 228	6	552	18	1 780
China	9	508	6	625	15	1 133
Spain	0	0	5	21	5	21
Other countries (6)	9	65	2	82	11	147
<b>Total ships</b>	<b>30</b>	<b>1 801</b>	<b>19</b>	<b>1 280</b>	<b>49</b>	<b>3 081</b>
<b>Mobile offshore units</b>	-	-	-	-	-	-

Year of delivery	No	1 000 dwt	No	1 000 dwt	No	1 000 dwt
2021	14	616	8	545	22	1 161
2022	11	797	9	515	20	1 312
2023 and later	5	388	2	220	7	608
<b>Total ships</b>	<b>30</b>	<b>1 801</b>	<b>19</b>	<b>1 280</b>	<b>49</b>	<b>3 081</b>
<b>Mobile offshore units</b>	-	-	-	-	-	-



Norges  
Rederiforbund  
Norwegian  
Shipowners'  
Association